

The background of the slide features a large, faint, circular seal of the Southern Lehigh School District. The seal contains the text "SOUTHERN LEHIGH SCHOOL DISTRICT" around the top and "CENTER VALLEY, PA" around the bottom. In the center of the seal is a shield with various symbols, including a book and a torch.

# ***Southern Lehigh School District Instructional Model Survey Results (11/23/20)***

***Learning - Serving - Leading  
One Interaction at a Time***

# SLSD Return to School Decision Survey Breakdown

Total Number of Students Enrolled in SLSD (As of 11/2/20)	Total Number of Responses (Survey Closed 11/15/20)	Percent of Student Population Submitting A Decision
3046	2335	77%

Breakdown by School Building							
Grade	Hopewell	Hopewell K	Liberty Bell	Liberty Bell K	JPLIS	SLMS	SLHS
Total Number of Enrolled Students	305	83	318	79	663	532	1095
Number of Decision Submissions	269	68	276	66	534	373	749
Percent Complete	88%	82%	87%	84%	81%	70%	68%

# SLSD Return to School Decision Survey Breakdown

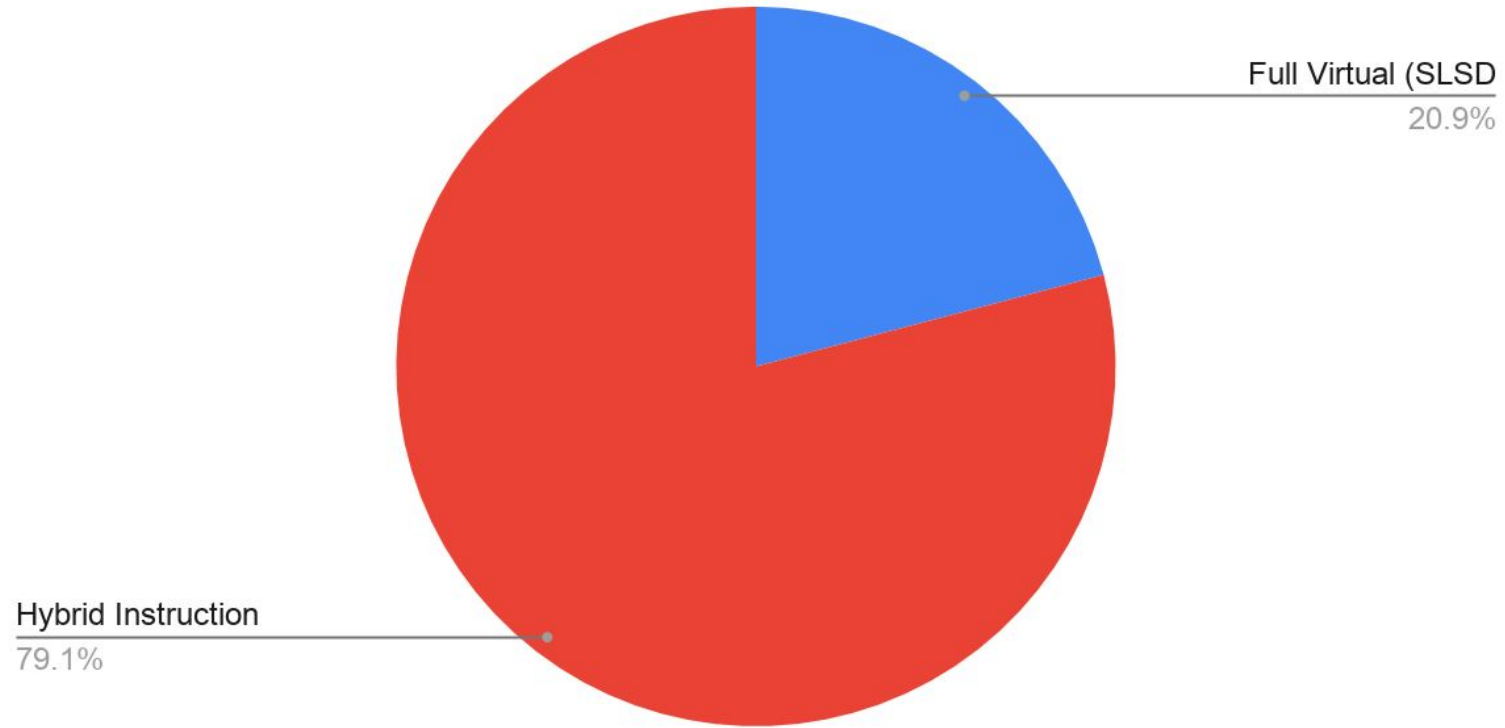
Total Number of Students Enrolled in SLSD (As of 11/2/20)	Total Number of Responses (Survey Closed 11/15/20)	Percent of Student Population Submitting A Decision
3046	2335	77%

Breakdown by Grade													
Grade	K	1	2	3	4	5	6	7	8	9	10	11	12
Total Number of Enrolled Students	162	221	197	205	219	217	226	290	239	274	276	274	269
Number of Decision Submissions	68 (HW)	95 (HW)	90 (HW)	84 (HW)	178	179	177	207	166	211	185	178	175
	66 (LB)	100 (LB)	77 (LB)	99 (LB)									
Percent Complete	83%	88%	85%	89%	81%	82%	78%	71%	69%	77%	67%	65%	65%

# *Breakdown of Survey Responses by Current Instructional Model (Grades 1-12)*

Type of Instructional Model	Hybrid Instructional Model	Remote Instructional Model (SLSD Remote or eLearn21)
Total Number of Respondents	1741	460
Percentage of Respondents	79.1%	20.9%

# Breakdown of Survey Responses by Current Instructional Model (Grades 1-12)

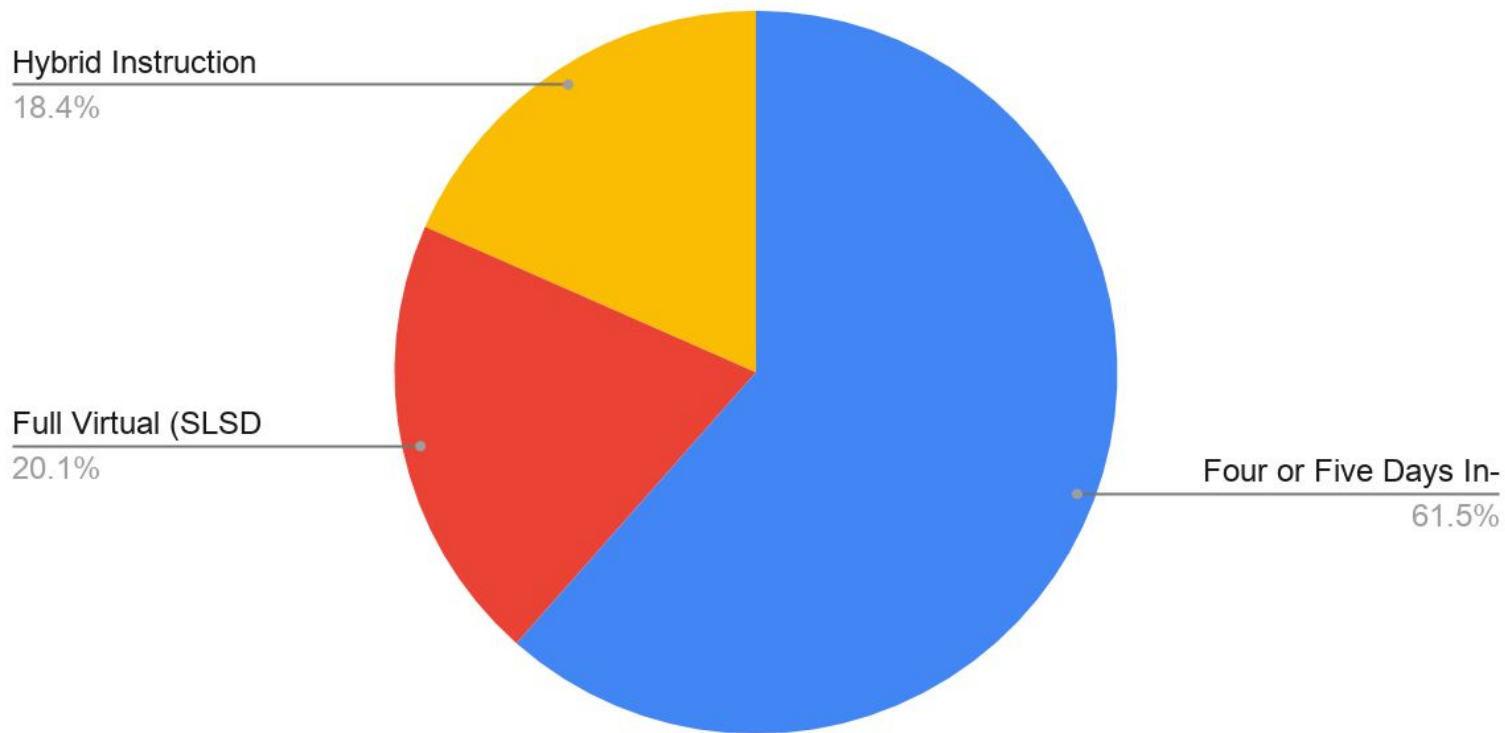


*Learning - Serving - Leading*  
*One Interaction at a Time*

# *Breakdown of Instructional Survey Responses (Grades 1-12)*

Type of Instructional Model	Hybrid Instructional Model	Four or Five Day In-Person Instructional Model	Remote Instructional Model (SLSD Remote or eLearn21)
Total Number of Respondents	405	1354	442
Percentage of Respondents	18.4%	61.5%	20.1%

# Breakdown of Instructional Survey Responses (Grades 1-12)



# *Hopewell Instructional Model Survey Responses*

Type of Instructional Model	Hybrid Instructional Model	Four or Five Day In-Person Instructional Model	Remote Instructional Model (SLSD Remote or eLearn21)
Total Number of Respondents	23	191	55
Percentage of Respondents	8.6%	71%	20.4%



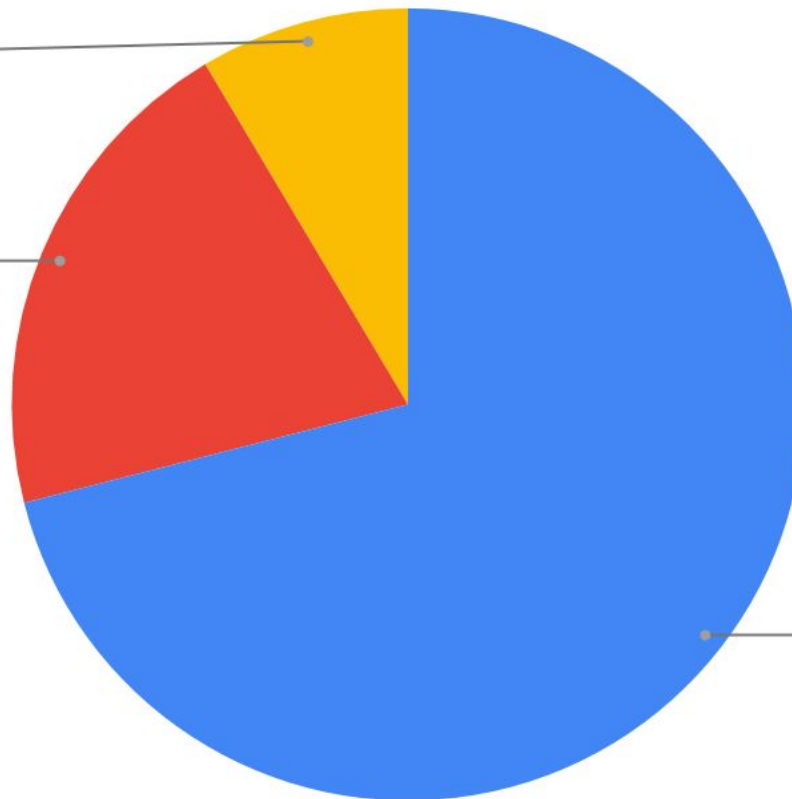
# Hopewell Instructional Model Survey Responses

Hybrid Instruction

8.6%

Full Virtual (SLSD)

20.4%



Four or Five Days In-

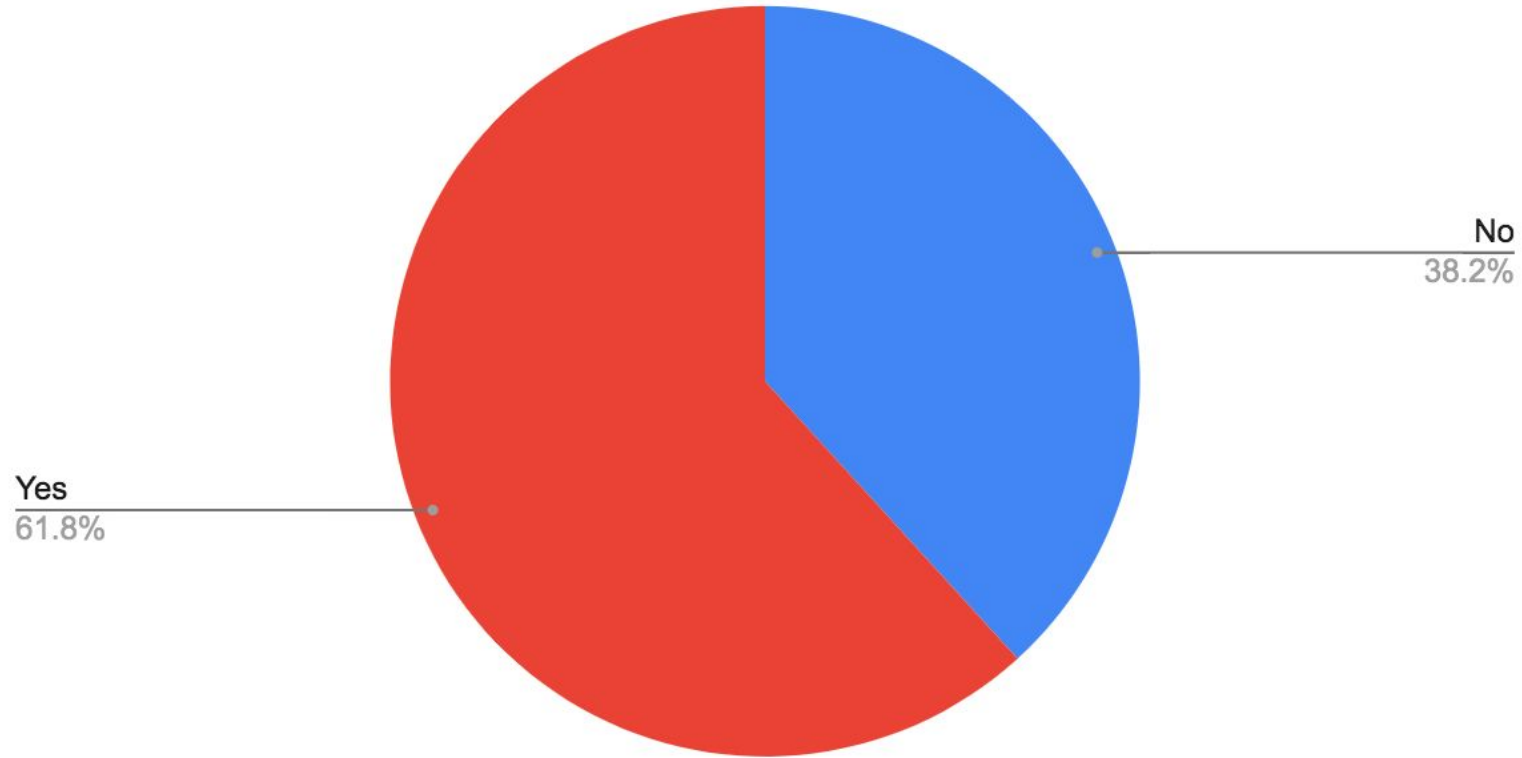
71.0%

*Learning - Serving - Leading*  
*One Interaction at a Time*

# *Hopewell Kindergarten Survey Responses*

In favor of sending your Kindergarten student to half-day, in-person learning (4 days per week)	Yes	No
Total Number of Respondents	42	26
Percentage of Respondents	61.8%	38.2%

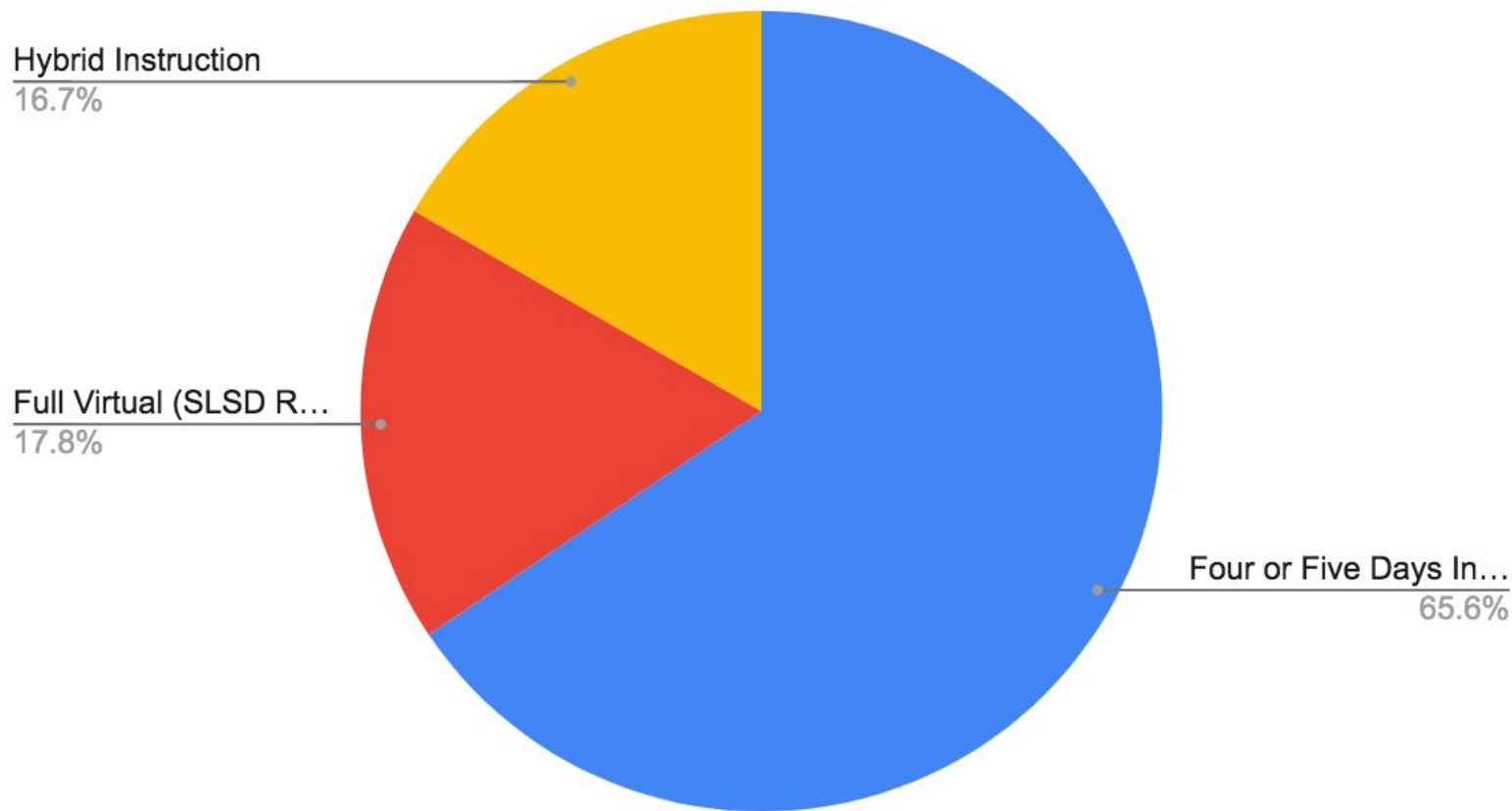
# In favor of sending your Kindergarten student to half-day, in-person learning (4 days per week)



# *Liberty Bell Instructional Model Survey Responses*

Type of Instructional Model	Hybrid Instructional Model	Four or Five Day In-Person Instructional Model	Remote Instructional Model (SLSD Remote or eLearn21)
Total Number of Respondents	46	181	49
Percentage of Respondents	16.7%	65.6%	17.8%

# Liberty Bell Instructional Model Survey Responses

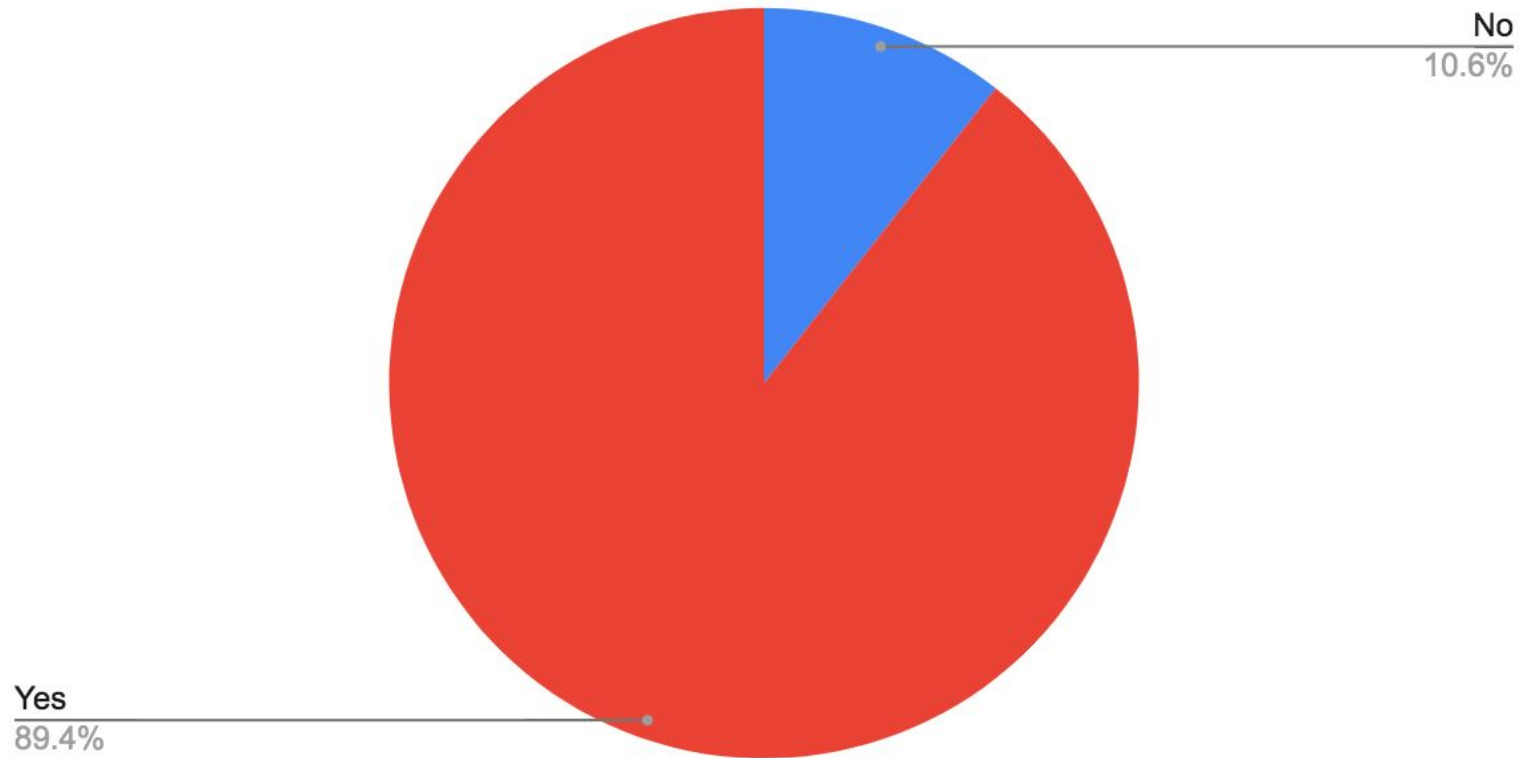


*Learning - Serving - Leading*  
*One Interaction at a Time*

# *Liberty Bell Kindergarten Survey Responses*

In favor of sending your Kindergarten student to half-day, in-person learning (4 days per week)	Yes	No
Total Number of Respondents	59	7
Percentage of Respondents	89.4%	10.6%

# Liberty Bell - In favor of sending your Kindergarten student to half-day, in-person learning (4 days per week)

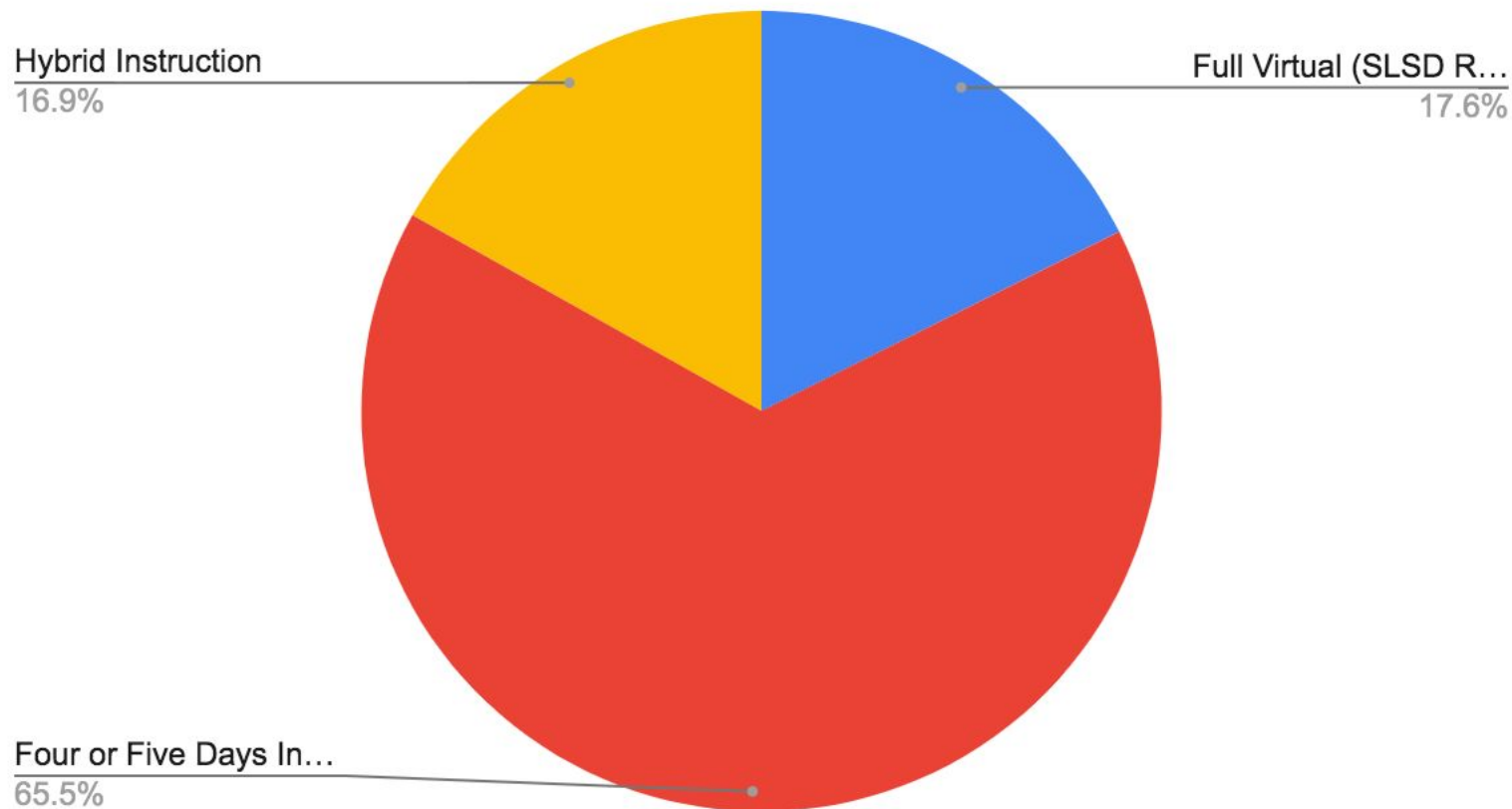


# *JPLIS Instructional Model Survey Responses*

Type of Instructional Model	Hybrid Instructional Model	Four or Five Day In-Person Instructional Model	Remote Instructional Model (SLSD Remote or eLearn21)
Total Number of Respondents	90	350	94
Percentage of Respondents	16.9%	65.5%	17.6%



# JPLIS Instructional Model Survey Responses

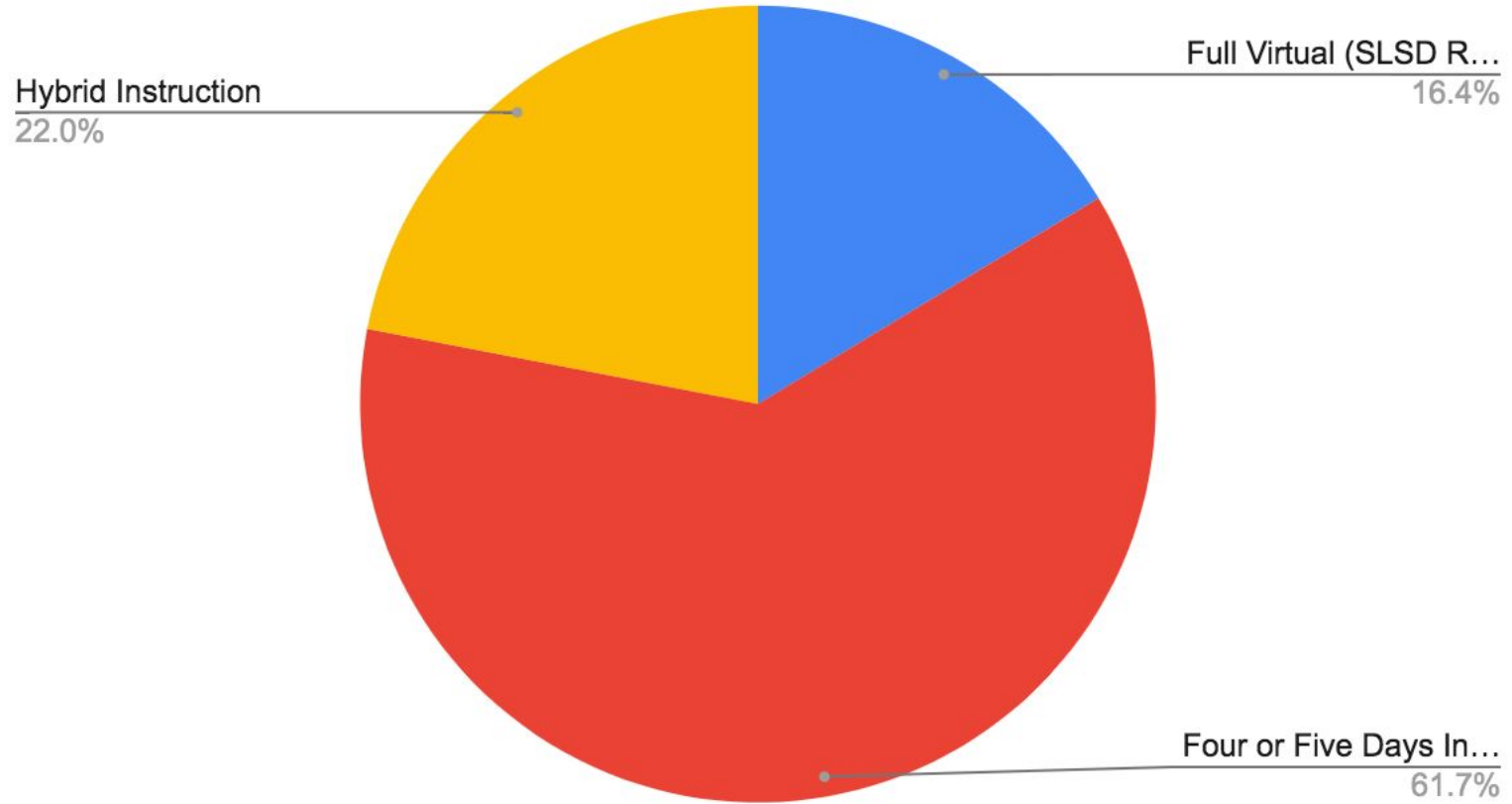


*Learning - Serving - Leading*  
*One Interaction at a Time*

# SLMS Instructional Model Survey Responses

Type of Instructional Model	Hybrid Instructional Model	Four or Five Day In-Person Instructional Model	Remote Instructional Model (SLSD Remote or eLearn21)
Total Number of Respondents	82	230	61
Percentage of Respondents	22%	61.7%	16.4%

# SLMS Instructional Model Survey Responses

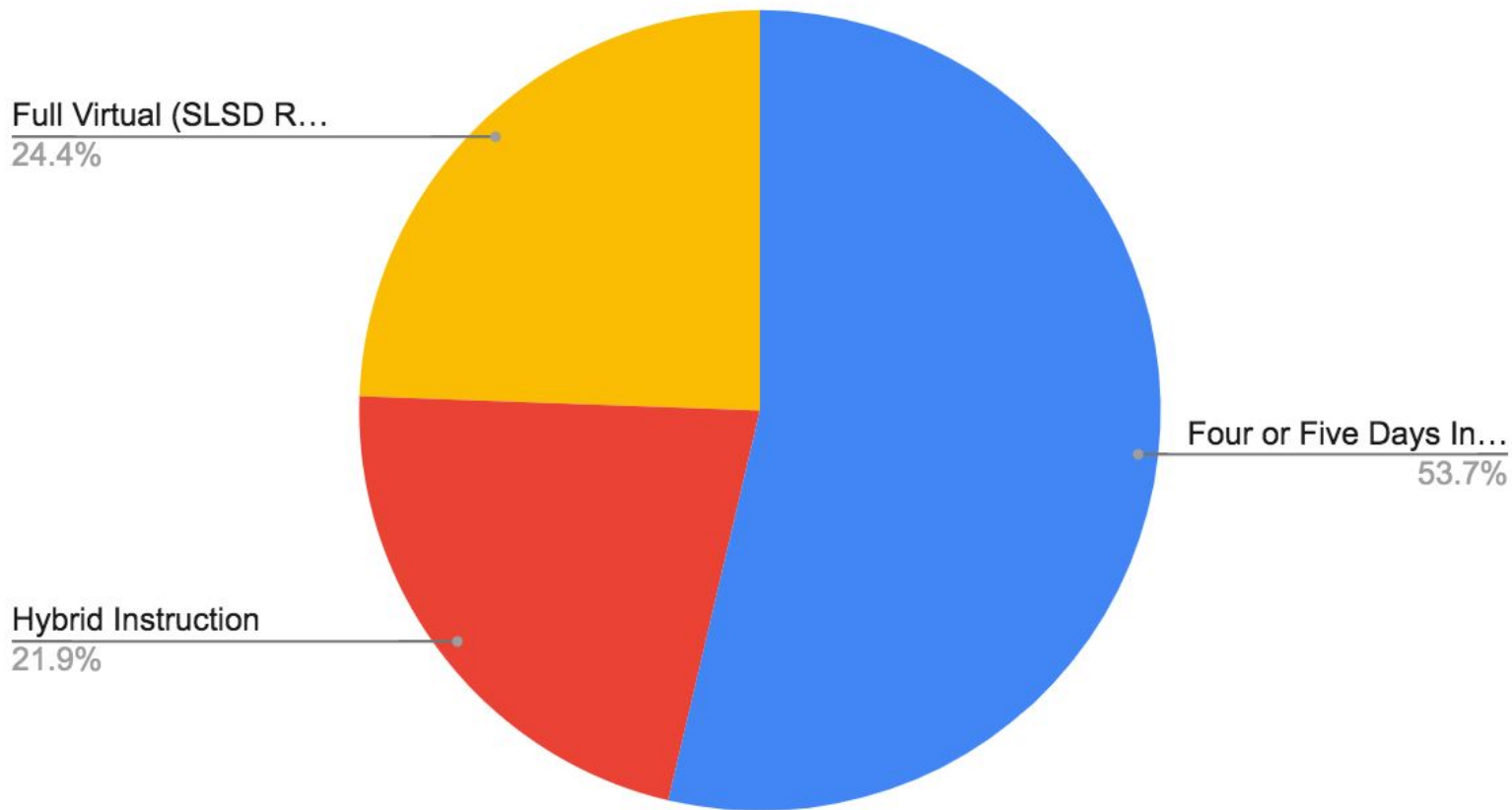


*Learning - Serving - Leading*  
*One Interaction at a Time*

# SLHS Instructional Model Survey Responses

Type of Instructional Model	Hybrid Instructional Model	Four or Five Day In-Person Instructional Model	Remote Instructional Model (SLSD Remote or eLearn21)
Total Number of Respondents	164	402	183
Percentage of Respondents	21.9%	53.7%	24.4%

# SLHS Instructional Model Survey Responses



*Learning - Serving - Leading  
One Interaction at a Time*