

The background features a large, faint watermark of the Southern Lehigh School District logo. The logo is circular and contains the text "SOUTHERN LEHIGH SCHOOL DISTRICT" at the top and "CENTER VALLEY, PA" at the bottom. In the center of the logo is a shield with a book and a torch.

# ***Southern Lehigh School District Return to School Decision Data Results***

*Learning - Serving - Leading  
One Interaction at a Time*

# *Return to School Decision Survey Timeline*

- July 20** → School Board Approval of SLSD Health and Safety Plan.
- July 21 to 24** → SLSD Pandemic Team and District Administrative Team discuss and design the Return to School Decision Survey.
- July 24** → Communication sent to SLSD families outlining Instructional Model Options and requesting completion of the Return to School Decision Survey.
- July 27 to 31** → Update SLSD website with Return to School Decision Document and Instructional Model Descriptions. Create periodic social media postings on district and building accounts. Complete additional Blackboard Connect messages.
- August 1 to 3** → Disaggregate data from Return to School Decision Survey.
- August 3 to 6** → Additional targeted communications completed at the building level to individuals who did not complete the Return to School Decision Survey.

# SLSD Return to School Decision Survey

Total Number of Students Enrolled in SLSD (As of 8/6/20)	Total Number of Responses (As of 8/6/20)	Percent of Student Population Submitting A Decision
3098	2886	93%

Breakdown by Grade													
Grade	K	1	2	3	4	5	6	7	8	9	10	11	12
<b>Total Students</b>	187	223	194	208	221	213	220	282	246	271	278	282	273
<b>Number of Decision Submissions</b>	171	207	187	207	212	205	208	266	234	245	250	250	243
<b>Percent Complete</b>	91%	93%	96%	99%	96%	96%	95%	94%	95%	90%	90%	89%	89%

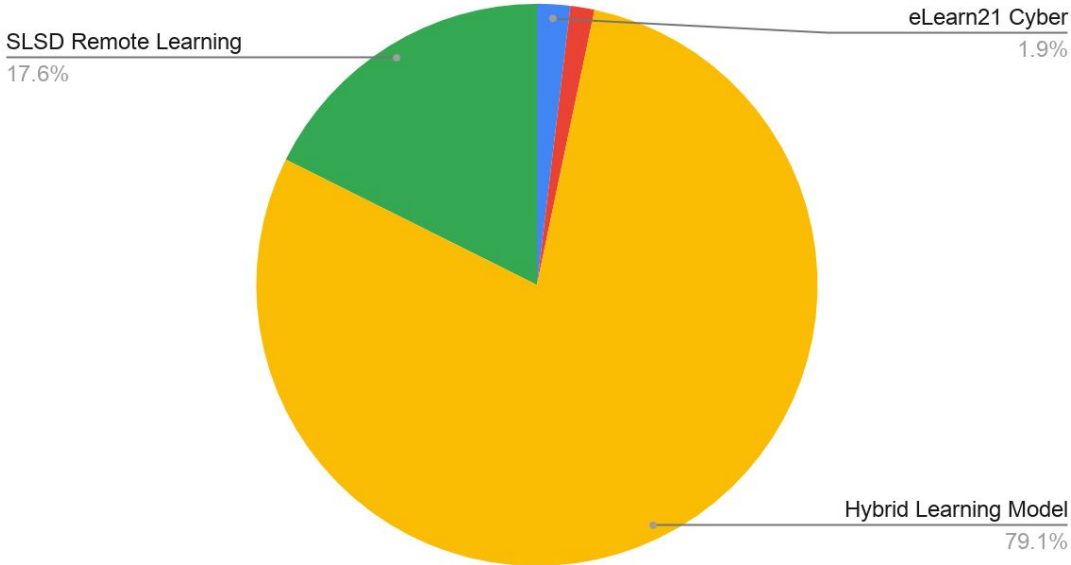
# SLSD Return to School Decision Survey

Total Number of Students Enrolled in SLSD (As of 8/6/20)	Total Number of Responses (As of 8/6/20)	Percent of Student Population Submitting A Decision
3098	2886	93%

Type of Instructional Model	Hybrid Learning Model	SLSD Remote Learning Model	eLearn21 Learning Model	Homeschooling
Total Number of Selections	2280	509	55	42
Percentage of Instructional Model	79%	18%	2%	1%

# SLSD Return to School Decision Survey

**SLSD Instructional Model Decision Breakdown**



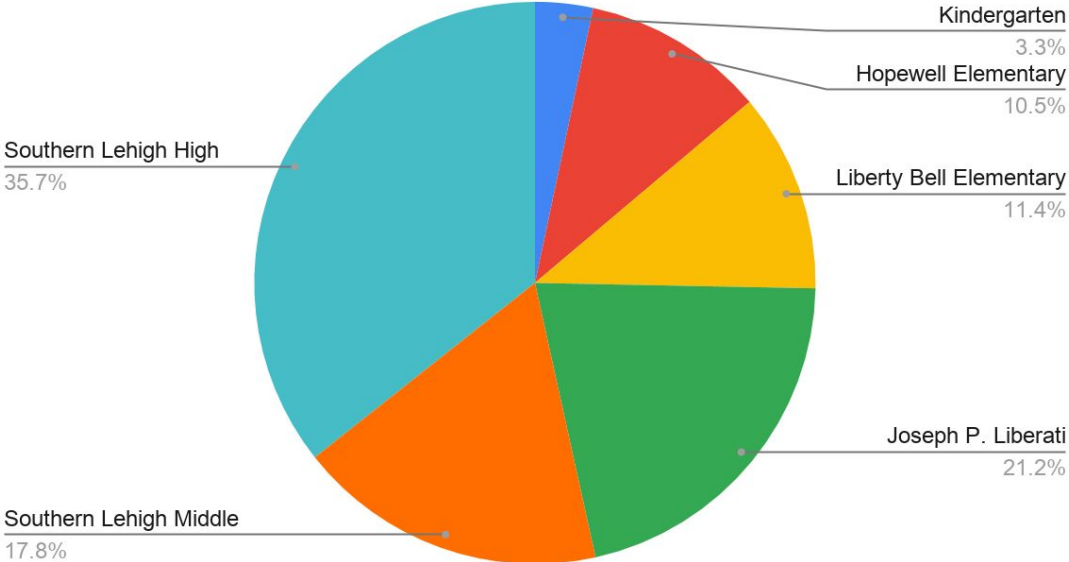
*Learning - Serving - Leading  
One Interaction at a Time*

# *SLSD Hybrid Model Breakdown*

School Building	Kindergarten	Liberty Bell	Hopewell	JPLIS	SLMS	SLHS
Total Number of Instructional Model Selections	76	261	240	484	406	813

# SLSD Hybrid Model Breakdown

**SLSD Hybrid Model by Building**



*Learning - Serving - Leading  
One Interaction at a Time*

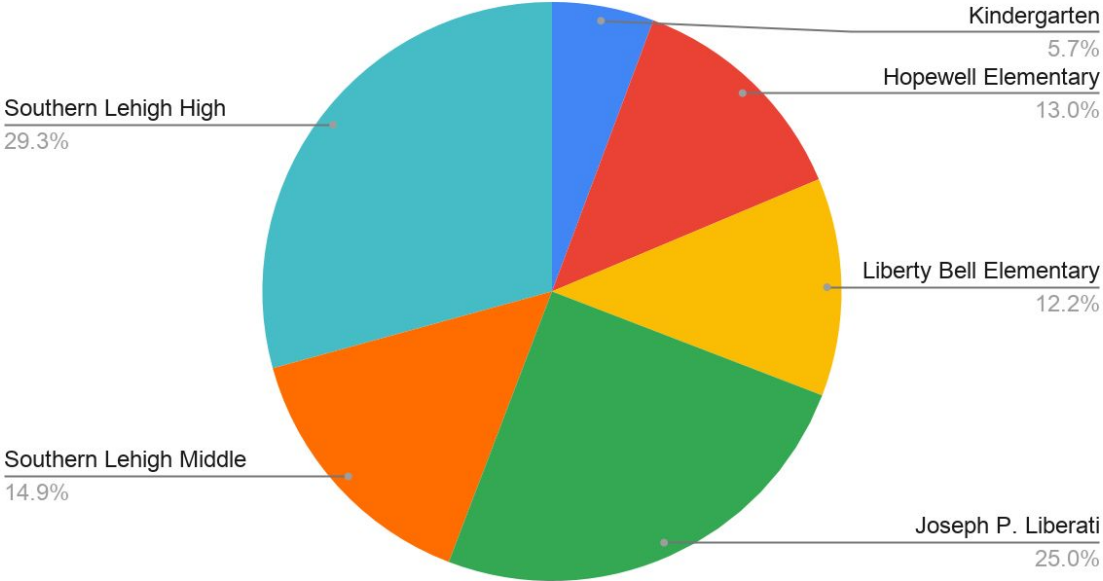
# *SLSD Remote Model Breakdown*

School Building	Kindergarten	Liberty Bell	Hopewell	JPLIS	SLMS	SLHS
Total Number of Instructional Model Selections	29	62	66	127	76	149



# SLSD Remote Model Breakdown

### SLSD Remote Model by Building



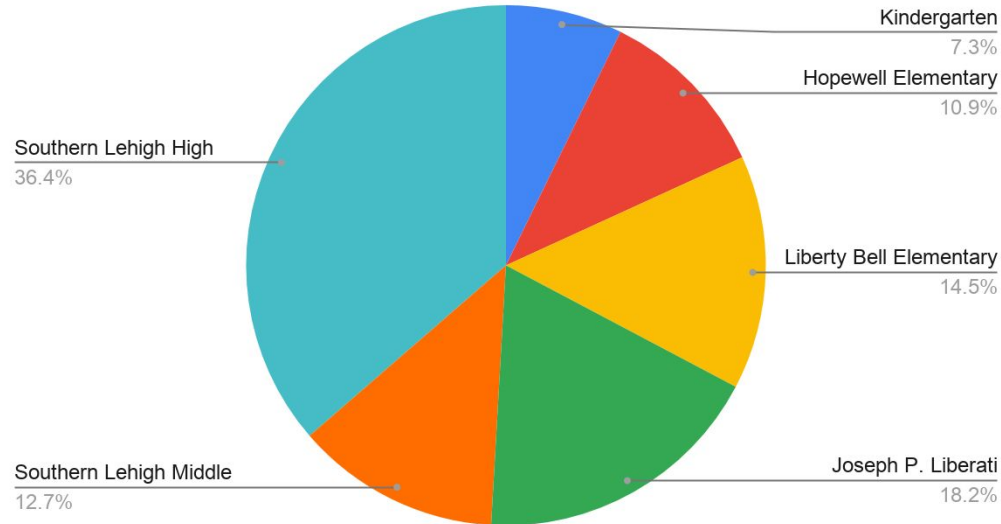
*Learning - Serving - Leading  
One Interaction at a Time*

# *eLearn21 Model Breakdown*

School Building	Kindergarten	Liberty Bell	Hopewell	JPLIS	SLMS	SLHS
Total Number of Model Participants	4	8	6	10	7	20

# *eLearn21 Model Breakdown*

**Elearn21 Model by Building**



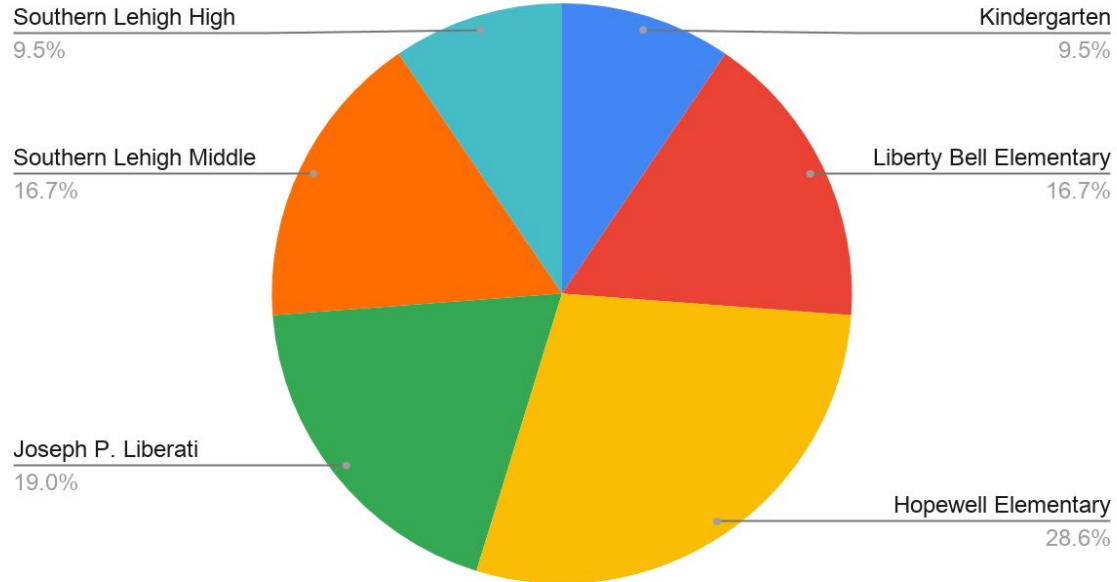
***Learning - Serving - Leading  
One Interaction at a Time***

# *Homeschool Model Breakdown*

School Building	Kindergarten	Liberty Bell	Hopewell	JPLIS	SLMS	SLHS
Total Number of Model Participants	4	7	12	8	7	4

# Homeschool Model Breakdown

## Homeschool Model by Building



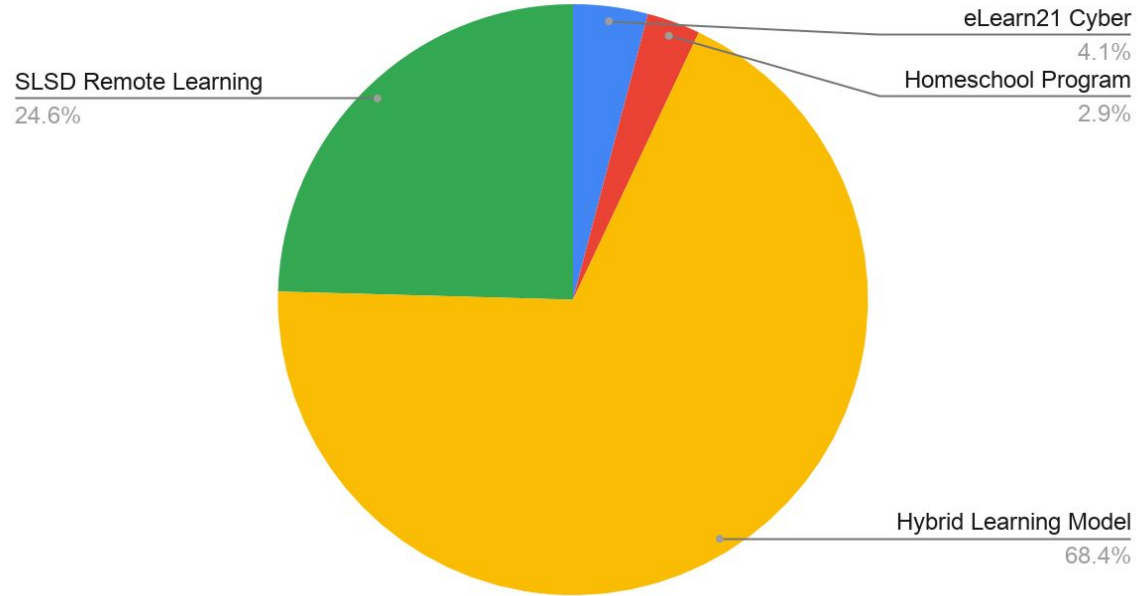
*Learning - Serving - Leading  
One Interaction at a Time*

# Kindergarten Breakdown

Type of Instructional Model	Hybrid Model	SLSD Remote Learning Model	eLearn21 Remote Learning Model	Homeschool Model
Total Number of Model Participants	117	42	7	5
Percentage of Model Participants	68%	25%	4%	3%

# Kindergarten Breakdown

## Kindergarten Instructional Model Breakdown



*Learning - Serving - Leading  
One Interaction at a Time*

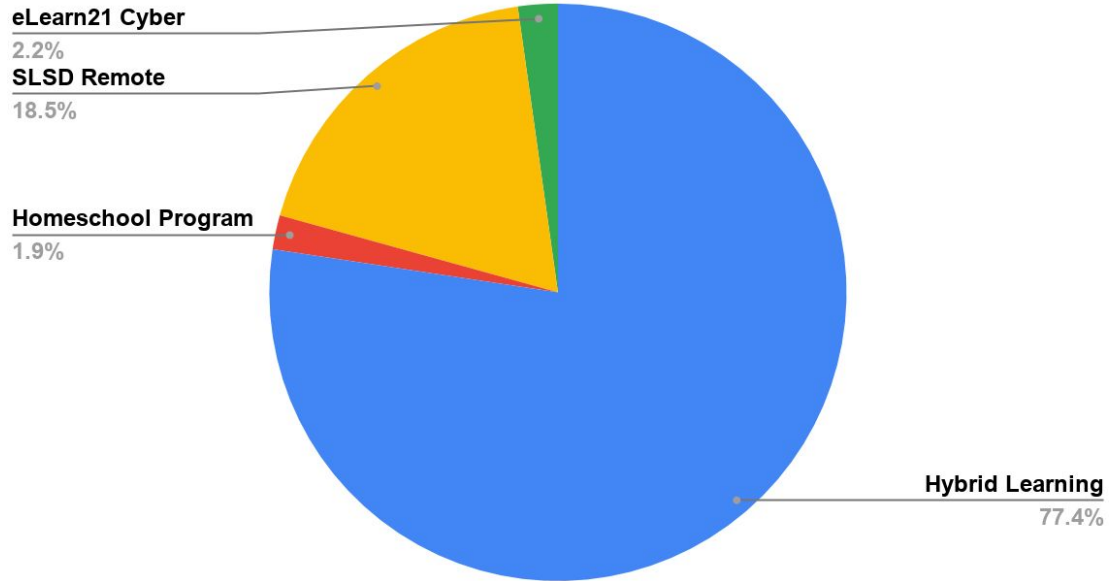
# *Liberty Bell Breakdown*

Type of Instructional Model	Hybrid Model	SLSD Remote Learning Model	eLearn21 Remote Learning Model	Homeschool Model
Total Number of Model Participants	243	58	7	6
Percentage of Model Participants	77%	19%	2%	2%



# Liberty Bell Breakdown

## Liberty Bell Instructional Model Breakdown



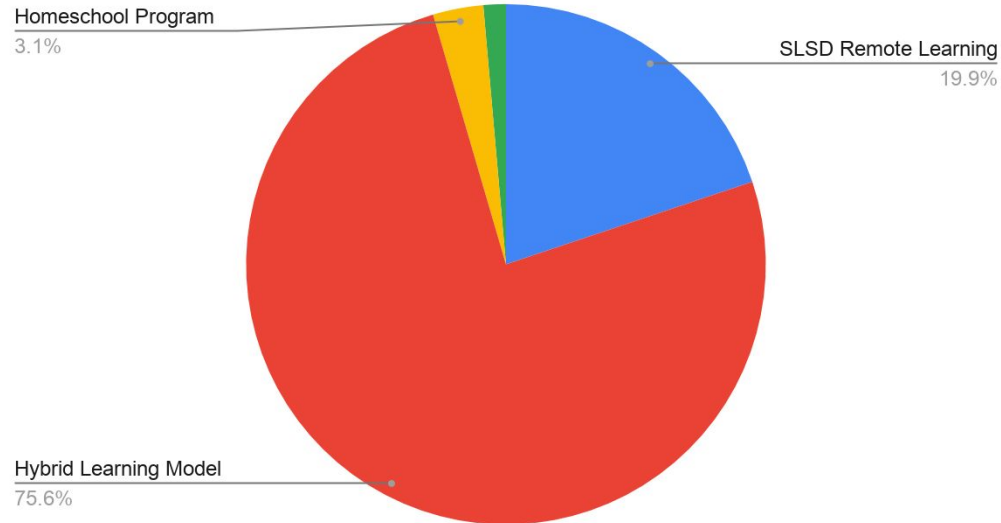
*Learning - Serving - Leading  
One Interaction at a Time*

# *Hopewell Breakdown*

Type of Instructional Model	Hybrid Model	SLSD Remote Learning Model	eLearn21 Remote Learning Model	Homeschool Model
Total Number of Model Participants	217	57	4	9
Percentage of Model Participants	76%	20%	1%	3%

# *Hopewell Breakdown*

**Hopewell Instructional Model Breakdown**



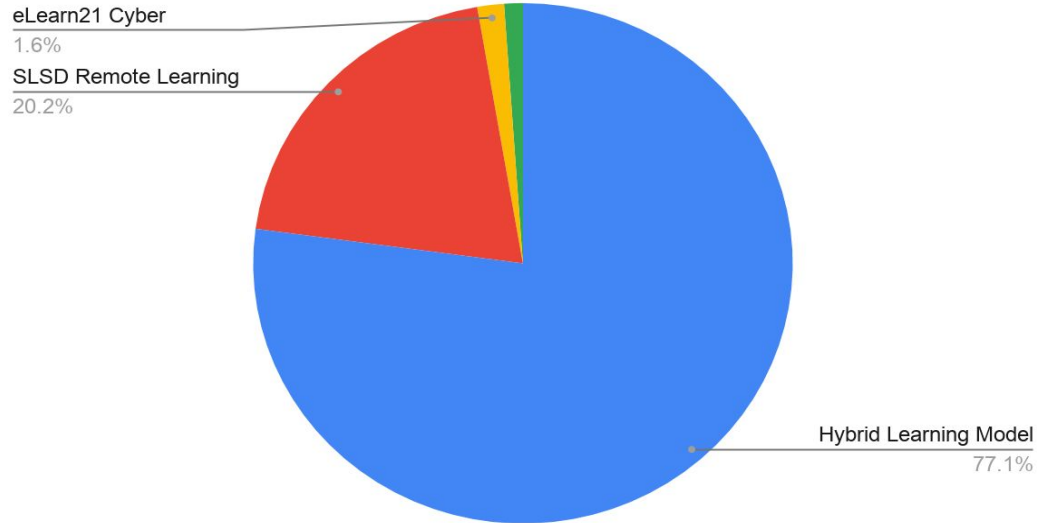
*Learning - Serving - Leading  
One Interaction at a Time*

# JPLIS Breakdown

Type of Instructional Model 626	Hybrid Model	SLSD Remote Learning Model	eLearn21 Remote Learning Model	Homeschool Model
Total Number of Model Participants	482	126	10	7
626 Percentage of Model Respondents	77%	20%	2%	1%

# JPLIS Breakdown

**JPLIS Instructional Model Breakdown**



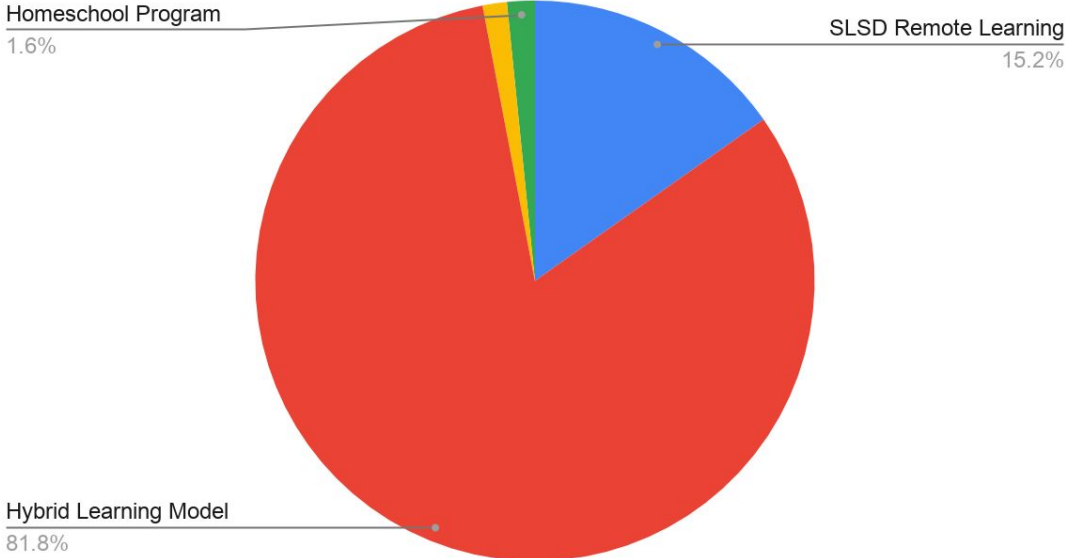
*Learning - Serving - Leading  
One Interaction at a Time*

# SLMS Breakdown

Type of Instructional Model	Hybrid Model	SLSD Remote Learning Model	eLearn21 Remote Learning Model	Homeschool Model
Total Number of Model Respondents	409	76	7	8
Percentage of Model Participants	82%	15%	1%	2%

# SLMS Breakdown

### SLMS Instructional Model Breakdown



*Learning - Serving - Leading  
One Interaction at a Time*

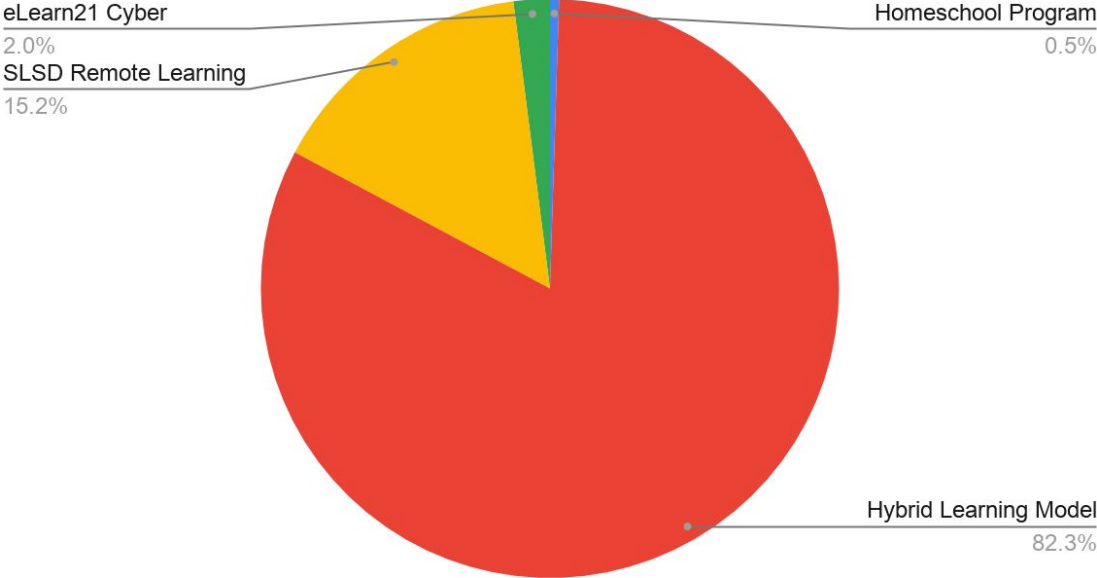
# SLHS Breakdown

Type of Instructional Model	Hybrid Model	SLSD Remote Learning Model	eLearn21 Remote Learning Model	Homeschool Model
Total Number of Model Participants	813	150	20	5
Percentage of Model Participants	82%	15%	2%	1%



# SLHS Breakdown

## SLHS Instructional Model Breakdown



*Learning - Serving - Leading  
One Interaction at a Time*

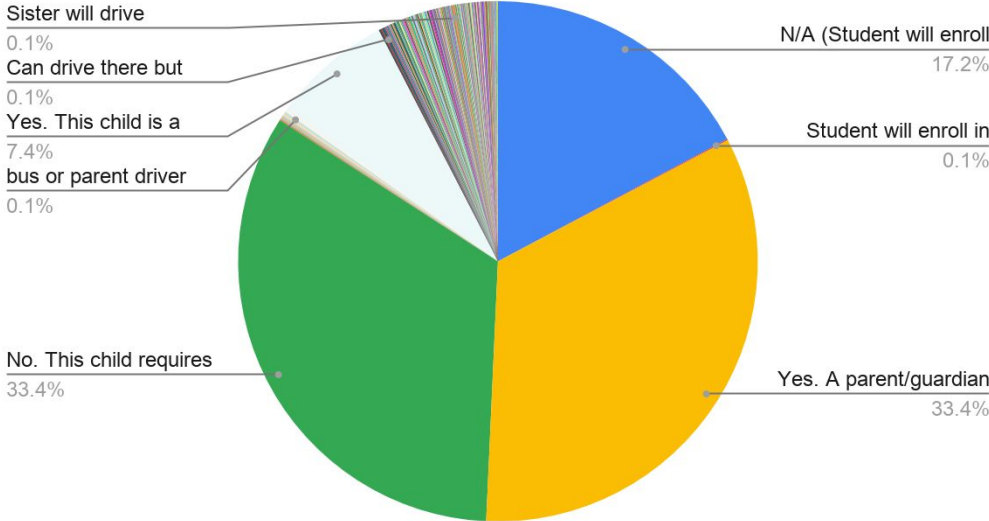
# District Transportation

Type of Instructional Model	This Child Requires Bus Transportation	A Parent or Guardian Plans on Driving this Child to School	This Child is a Student Driver	Student is Enrolling in Remote Learning or Homeschool
Total Number of Selections	968	969	215	499
Percentage of Selections	33%	33%	7%	17%

\*\* Please note this survey question had many respondents select the “other” option. As a result, both the total number of selections and percentage of selections totals do not reflect those selecting the “other option. \*\*

# District Transportation Breakdown

### SLSD Transportation Breakdown



## *What Is Next*

- The building custodial staff is continuing to work alongside the Building Administration to finalize the movement of classroom furniture resources around the District to ensure social distancing at 6ft. in instructional spaces.
- The Building Admin is continuing to work alongside respective school teams to make any necessary student schedule alterations to ensure appropriate balancing is in place and to continue the various planning steps necessary to progress toward the physical reopening of Southern Lehigh School District buildings.